

STUDENT EXPERIENCE SURVEY - HDR

2020

370H - Design
DSC

Survey Population: 71
Respondents: 14
Response Rate: 19.7%

Demographics (% of total sample size)

Commencement Year

Pre 2015	0
2015	0
2016	0
2017	0
2018	0
2019	10
2020	4

Age

<20	0%
21-24	7%
25-34	43%
35-44	36%
45+	14%

Gender

Male	57%
Female	43%

Citizenship

Australian	57%
International onshore	36%
International offshore	7%

Program Type

Master by research	14%
Doctorate by research	86%

Attendance Type

Full time	86%
Part time	14%

Location

On-campus	50%
Off-campus	50%

Milestones

Confirmation of candidature	36%
Third milestone review	7%

LOTE

Yes	50%
No	50%

Rural Relocatee

Yes	0%
No	100%

Main Funds Source

Employment	21%
Cadetship	0%
Family	7%
AusAid/IDP	0%
Home Government	0%
Scholarship	50%
Loan	0%
Savings	7%
Other	14%

Employment

Part time (1-14 hrs)	29%
Part time (15-20 hrs)	7%
Part time (21-34 hrs)	21%
Full time (35+ hrs)	7%
Not at all	36%

Research Degree Included

Working for industry	
Yes	0%
No	79%
Working with industry	
Yes	21%
No	57%
Industry internship	
Yes	14%
No	64%

Snapshot Scales 2020	% Agree	Mean
Supervision	80.5%	4.22
Intellectual Climate	36.9%	2.98
Skill Development	70.1%	4.06
Overall Satisfaction	50.0%	3.57

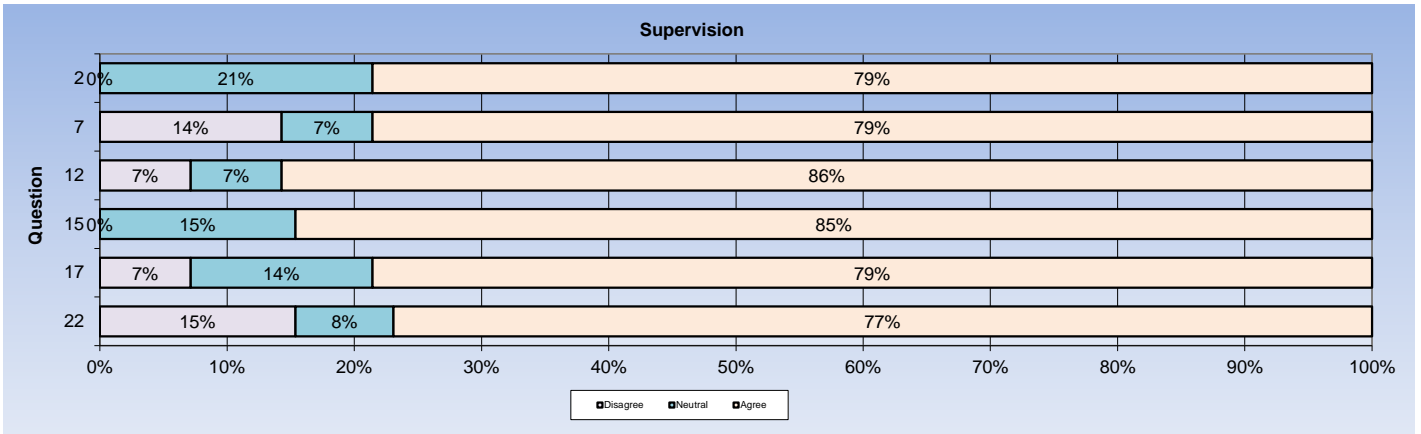
Section One - Student Experience

Supervision

% AGREE = 80.5%

MEAN = 4.22

	Strongly Disagree	Disagree	Neutral	Agree	Strongly Agree	No. of Students
2. Supervision is available when I need it	0%	0%	21%	29%	50%	14
7. My supervisor(s) are making a real effort to understand difficulties that I face	7%	7%	7%	21%	57%	14
12. My supervisor(s) provide me with additional information relevant to my topic	0%	7%	7%	29%	57%	14
15. I have been given good guidance in topic selection and refinement	0%	0%	15%	31%	54%	13
17. My supervisor(s) are providing helpful feedback on my progress	0%	7%	14%	29%	50%	14
22. I received good guidance in my literature search	15%	0%	8%	31%	46%	13

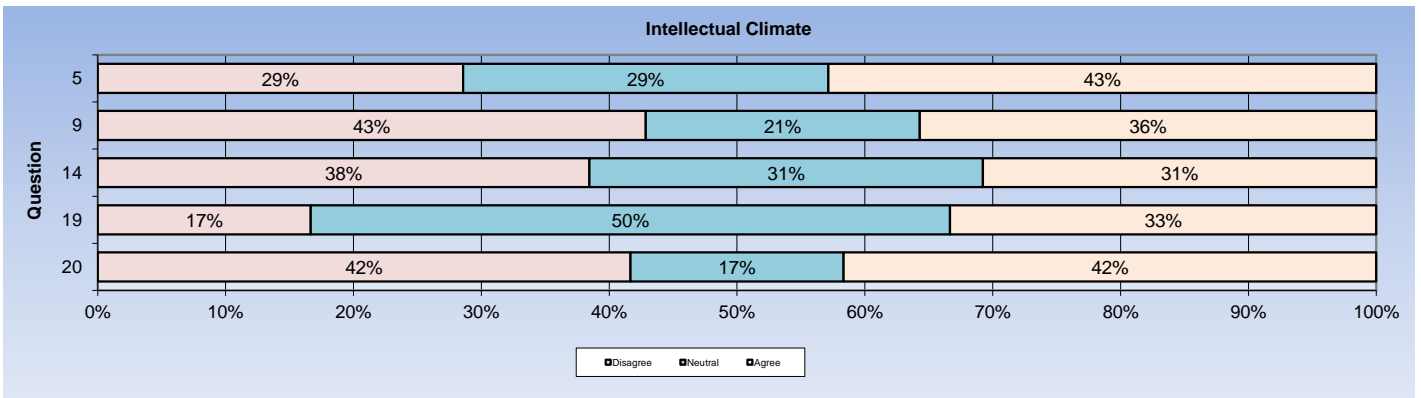


Intellectual Climate

% AGREE = 36.9%

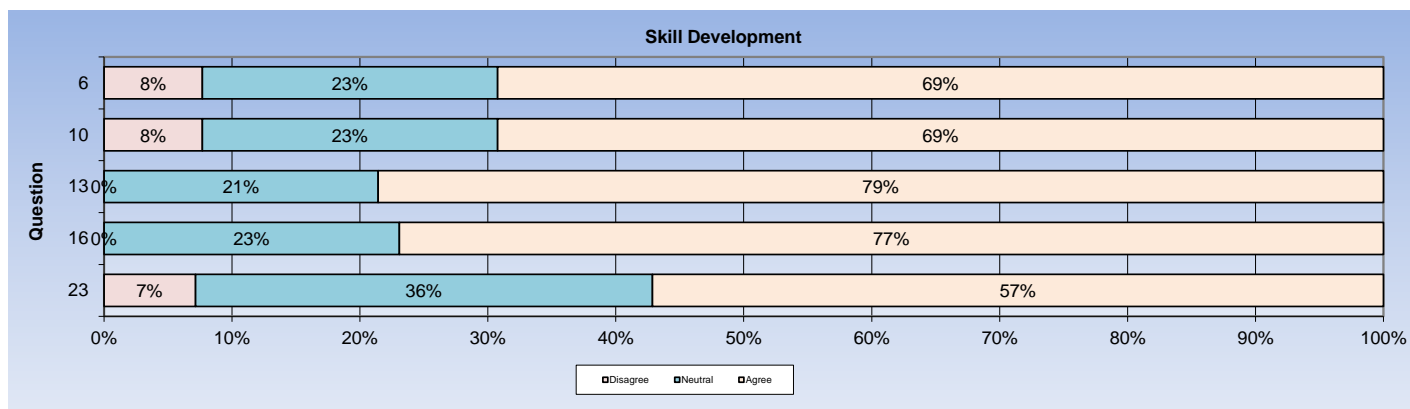
MEAN = 2.98

	Strongly Disagree	Disagree	Neutral	Agree	Strongly Agree	No. of Students
5. I have opportunities for social contact with other postgraduate candidates in my School/College	21%	7%	29%	36%	7%	14
9. I have a sense of belonging in the research community in my School/College	14%	29%	21%	29%	7%	14
14. I have opportunities to become involved in the broader research culture of my School/College	15%	23%	31%	23%	8%	13
19. A good seminar programme is provided for postgraduate research students within my School/College	17%	0%	50%	25%	8%	12
20. My research is stimulated by the research context of my School/College	8%	33%	17%	17%	25%	12



Skill Development

		% AGREE = 70.1%			MEAN = 4.06		Strongly Disagree	Strongly Agree	No. of Students
6.	My research is developing my problem-solving skills	0%	8%	23%	46%	23%		13	
10.	I am learning to develop my ideas and present them in written work	0%	8%	23%	23%	46%		13	
13.	My research is sharpening my analytical skills	0%	0%	21%	36%	43%		14	
16.	Doing my research is helping me to develop my ability to plan my own work	0%	0%	23%	15%	62%		13	
23.	As my research progresses, I am feeling more confident about tackling unfamiliar problems	0%	7%	36%	29%	29%		14	



Overall Satisfaction

		% AGREE = 50.0%			MEAN = 3.57		Strongly Disagree	Strongly Agree	No. of Students
26.	Overall, I am satisfied with the quality of my higher degree research	0%	14%	36%	29%	21%		14	

Others

		Strongly Disagree	Strongly Agree	No. of Students
3.	I have access to suitable working space	25%	42%	17%
8.	I have good access to the technical support I need	8%	15%	38%
11.	I am able to organise good access to necessary equipment	27%	36%	27%
24.	I have appropriate financial support for my research project	21%	21%	21%
1.	I am satisfied with the supervision I am receiving	0%	21%	0%
4.	I am developing an understanding of the standard of work required for my research degree and the examination process	0%	0%	46%
18.	I am being encouraged and supported to publish my research	0%	9%	36%
21.	I am benefiting from having more than one supervisor	0%	0%	7%
25.	I am developing transferable skills that will enable me to work in a broad range of contexts after I complete my degree	0%	8%	38%

Section Two - Campus Life

370H - Design

2020

Administration

1. I find it easy to check my enrolment status and invoices online
2. I'd know what to do if I had a problem with my student administration
3. RMIT effectively resolves any student administration issue I might have

	Strongly Disagree				Strongly Agree	No. of Students
	8%	15%	38%	23%	15%	13
	21%	7%	14%	36%	21%	14
	8%	23%	23%	15%	31%	13

Learning Support**Library - I am satisfied with...**

1. The Library's e-resources collection
2. The Library's book collections
3. The quality of service provided by Library staff
4. The Library's facilities
5. Library opening hours

	Strongly Disagree				Strongly Agree	No. of Students
	0%	8%	23%	23%	46%	13
	0%	15%	0%	54%	31%	13
	0%	0%	15%	31%	54%	13
	0%	0%	30%	20%	50%	10
	10%	0%	20%	20%	50%	10

Computing Facilities - I am satisfied with...

1. Access to computer facilities at RMIT
2. Access to the specialist software that I require
3. The availability of computer printing facilities
4. The standard of service from computing support staff

	Strongly Disagree				Strongly Agree	No. of Students
	13%	13%	50%	13%	13%	8
	10%	20%	30%	40%	0%	10
	0%	25%	50%	25%	0%	8
	13%	25%	38%	25%	0%	8

Learning Support Services - I am satisfied with...

1. Study and Learning Centre services
2. Language support
3. RMIT's academic and professional development workshops
4. Statistical Consultancy

	Strongly Disagree				Strongly Agree	No. of Students
	0%	13%	50%	38%	0%	8
	0%	14%	57%	29%	0%	7
	0%	0%	36%	64%	0%	11
	0%	14%	71%	14%	0%	7

Online Services

1. I am satisfied with the Internet access provided by RMIT
2. I find the online environment useful to collaborate with other staff or students about my research

	Strongly Disagree				Strongly Agree	No. of Students
	14%	14%	29%	29%	14%	14
	7%	0%	29%	29%	36%	14

Communication**I have enough...**

1. Opportunities to discuss my academic work with my supervisor(s)
2. Opportunities to work with other research students
3. Contact with students in other disciplines

	Strongly Disagree				Strongly Agree	No. of Students
	21%	43%	21%	14%	0%	14
	0%	13%	25%	38%	25%	8
	25%	17%	8%	50%	0%	12

Information Access

	Strongly Disagree				Strongly Agree	No. of Students
1. I know how and where to access information regarding management of and support for my candidature	0%	0%	14%	43%	43%	14
2. I know who the key HDR academic and administrative contacts are in my school	17%	25%	33%	17%	8%	12
3. The RMIT website is easy to navigate to find information I need	31%	23%	23%	8%	15%	13

Campus Life and Environment

	Strongly Disagree				Strongly Agree	No. of Students
1. The RMIT campus is a good place to spend time	10%	0%	40%	30%	20%	10
2. RMIT is friendly to people from all backgrounds	0%	8%	23%	38%	31%	13
3. I feel personally safe on campus	0%	0%	25%	50%	25%	12
4. I am treated fairly at RMIT	8%	8%	17%	25%	42%	12
5. I can balance my research with my work and home commitments	7%	36%	43%	7%	7%	14

Building and Facilities

	Strongly Disagree				Strongly Agree	No. of Students
The following areas are well maintained...						
1. Classrooms	0%	0%	22%	67%	11%	9
2. Lecture theatres	0%	0%	25%	50%	25%	8
3. Laboratories	0%	0%	50%	33%	17%	6
4. General access computer labs	0%	22%	56%	11%	11%	9
5. Lounge spaces	0%	0%	45%	36%	18%	11
6. Toilets	9%	9%	36%	36%	9%	11
7. Lifts	0%	9%	45%	36%	9%	11

Services and Programs for Students

	Strongly Disagree				Strongly Agree		No. of Students
<i>I am satisfied with the service or program...</i>							
1. School of Graduate Research	0%	20%	20%	30%	30%		10
2. RMIT Connect	17%	8%	33%	25%	17%		12
3. Health promotion	0%	33%	17%	33%	17%		6
4. Scholarship and financial advice	10%	30%	20%	20%	20%		10
5. Career planning and advice	20%	40%	20%	20%	0%		5
6. Housing advice and assistance	25%	0%	50%	25%	0%		4
7. International student advisory services	20%	20%	40%	20%	0%		5
8. Legal Advice	17%	17%	50%	17%	0%		6
9. Counselling services	20%	0%	40%	20%	20%		5
10. Disability support	25%	0%	25%	50%	0%		4
11. Student leadership programs	0%	25%	25%	50%	0%		4
12. Religious/spiritual services	0%	25%	50%	25%	0%		4

	Yes		No		No. of Students
<i>This service is important to me...</i>					
1. School of Graduate Research	100%		0%		9
2. RMIT Connect	100%		0%		12
3. Health promotion	89%		11%		9
4. Scholarship and financial advice	92%		8%		12
5. Career planning and advice	64%		36%		11
6. Housing advice and assistance	10%		90%		10
7. International student advisory services	30%		70%		10
8. Legal Advice	70%		30%		10
9. Counselling services	60%		40%		10
10. Disability support	18%		82%		11
11. Student leadership programs	55%		45%		11
12. Religious/spiritual services	9%		91%		11

RMIT Link

	Strongly Disagree				Strongly Agree		No. of Students
<i>I am satisfied with the service or program...</i>							
1. Sport programs, sport clubs and recreation activities	0%	20%	80%	0%	0%		5
2. Visual arts, performing arts and gallery activities	11%	0%	22%	44%	22%		9

	Yes		No		No. of Students
<i>This service is important to me...</i>					
1. Sport programs, sport clubs and recreation activities	20%		80%		10
2. Visual arts, performing arts and gallery activities	91%		9%		11

Student Union

I am satisfied with the service or program...

	Strongly Disagree	Disagree	Neutral	Agree	Strongly Agree	No. of Students
1. Representation of student interests to the University	0%	17%	33%	33%	17%	6
2. Campaigns, information and resources to improve conditions for students	14%	14%	29%	29%	14%	7
3. Advice and support if I had a problem with the University	13%	25%	0%	38%	25%	8
4. Social activities, bands and competitions	0%	0%	50%	33%	17%	6
5. Clubs and collectives	0%	33%	17%	33%	17%	6
6. Student media, such as Catalyst and RMITV	0%	0%	60%	20%	20%	5

This service is important to me...

	Yes	No	No. of Students
1. Representation of student interests to the University	70%	30%	10
2. Campaigns, information and resources to improve conditions for students	90%	10%	10
3. Advice and support if I had a problem with the University	91%	9%	11
4. Social activities, bands and competitions	45%	55%	11
5. Clubs and collectives	55%	45%	11
6. Student media, such as Catalyst and RMITV	36%	64%	11

Outcomes

	Strongly Disagree	Disagree	Neutral	Agree	Strongly Agree	No. of Students
1. As an RMIT graduate I will be highly employable	7%	21%	14%	43%	14%	14
2. My research training experience at RMIT will improve my career prospects	0%	21%	7%	36%	36%	14
3. RMIT generally responds well to student feedback	9%	18%	27%	27%	18%	11
4. I would recommend higher degree research programs at RMIT to others	7%	7%	36%	21%	29%	14

Notes

The scale % AGREE is calculated by adding up all the items which scored Agree or Strongly Agree across all respondents

This is divided by the total number of items answered across all respondents. Blanks or N/A's are excluded

Percentages represent the %age of the total valid responses per question, with the exception of the demographics section which represent the %age of total responses.

Charts are rescaled on valid responses to total 100%.

Values may round to 101 %.

To calculate Mean Scores responses given by students are converted to a score between 0 and 100.

e.g., Strongly disagree=0, Disagree=25, Neutral=50, Agree=75, Strongly agree=100, for 5 point scales.

Mean values for a scale are determined by calculating the weighted average of these scores .

e.g., the mean for a set if questions with responses of Strongly disagree, Disagree, Neural, Agree and Strongly Agree is calculated as follows:

The number of "Strongly disagree" responses multiplied by 0 plus the number of "Disagree" responses multiplied by 25 plus the number of "Neutral" responses multiplied by 50 plus the number of "Agree" responses multiplied by 75 plus the number of "strongly Agree" multiplied by 100.

This is then divided by the total number of responses.

The result can be thought of as representing the position of the average response within the range of possible responses.

Valid responses exclude N/A and blank responses.