

Fine Art and Photography

- › Fine and Visual Art
- › Photography

#1

RMIT is ranked number 1 for art and design in Australia*

#17

RMIT is ranked number 17 for art and design in the world*

130 years

Established in 1887, RMIT has the oldest continuously running photography degree in the world.

Fine and Visual Art

Explore ideas through making

At RMIT you'll be immersed in studios, examining, conceiving, investigating, experimenting and creating contemporary art that challenges perspectives and creates conversations. Artists no longer work in single mediums. RMIT has a structure that allows breadth through multidisciplinary studio access, but also specificity by allowing you to focus on a particular craft.

Mentor and student interaction

RMIT's teaching style is centered around you as an individual. You'll receive personal mentoring that challenges and extends you, from teachers that are practicing artists and creative professionals who exhibit locally and internationally. RMIT connects you with the international art world through study tours to New York, Hong Kong, Germany, Europe and China.

Careers in the creative industries

Creativity and innovation are now the core tools in a global economy dependent on growth. The booming art and design industry in Victoria alone suggests this – creative industries contribute around \$7 billion annually to the state's economy.

Tomorrow's artists, craftspeople, visual thinkers and cultural managers are going to reconstruct the economies of a future culture, based in authenticity and real experience.

Certificate IV in Visual Arts

📄 C4370 📍 City
🕒 6 months (mid-year intake only)
NCC CUA41315
rmit.edu.au/programs/c4370

Develop your own artistic voice

This 20-week program offered in July is for students at the beginning of their artistic journey. It will help you develop hands-on practical artistic skills to create a professional folio and prepare for further study.

In your studies you will learn to analyse, compare and act on information from a range of sources. You will develop a range of skills that can include drawing, digital art, painting, printmaking, public art and sculpture.

This program is a pathway into further study in RMIT's School of Art and aims to support technical and theoretical knowledge with cognitive skills.



Art by Advanced Diploma of Visual Art graduate Joel Scanlon. Finalist, postcard prize sponsored by Melbourne Artist Supplies.

Diploma of Visual Arts Advanced Diploma of Visual Arts

📄 Dip: C5348. Adv Dip: C6149. 📍 City 🕒 Dip: 1 year, Adv Dip: 1 year
VTAC 3200372154 **NCC** Dip: CUA51115, Adv Dip: CUA60715 📄 Selection Task (see below)
rmit.edu.au/programs/c5348

Explore your unique talents and prepare for a career as a visual artist by studying practical and theoretical courses.

A major focus is the production of a professional folio of work that reflects your personal creativity. You'll choose three studio specialisations in your first year (Diploma), and focus on two specialisations in your second year (Advanced Diploma).

You'll be involved in exhibitions, public art and community-based projects through RMIT's links with City of Melbourne, Gertrude Street Projection Festival and MoreArt.

Studio specialisations

- digital imaging
- painting
- sculpture
- printmaking
- public art

Career outcome

Work as a self-employed art practitioner, as a paid employee in the visual art and crafts industry, or as high-level support staff in art-related industries.

Diploma – start your artistic journey

You will learn the skills necessary to work to a brief, plan and produce a body of your own artwork. You will also learn more about the arts industry and how to maintain a sustainable professional practice.

Advanced Diploma – the next stage

Undertaking independent studio practice, you'll refine your specialised technical and conceptual skills and develop a strong personal philosophy and aesthetic that demonstrates an understanding of visual arts and contemporary art practice.

On completion of the program, you will have exhibited a substantive body of work that expresses your own creative vision.

Entry requirements

Selection task

Pre-selection kit: Submit by Friday 8 December, 2017.

Non-Year 12 applicants who wish to be considered for Early Round must submit by Thursday 28 September, 2017.

Folio presentation (some applicants): Late November or December 2017. If you are required to attend, you will be notified via email in October 2017.

The pre-selection kit requires:

- a statement outlining what you expect to learn from the visual arts program (maximum 100 words)

- a statement describing a recent exhibition you have seen (maximum 100 words)
 - a folio consisting of six to eight images of visual art work you have created. This should contain a variety of works that demonstrate your interests and creative thinking, as well as your conceptual and technical skills. Examples of art works to consider for inclusion in your folio include, but are not limited to drawings, paintings, prints, photographs, public art ideas, models, sculptures, visual diary excerpts, sound and video.
- Advisory emails will be sent by mid- December 2017.

Bachelor of Arts (Fine Art)

BP201 City 3 years VTAC 3200339771 Selection Task (see below)

rmit.edu.au/programs/bp201

An art student is someone who values moving out of their comfort zone, and uses that displacement as a catalyst for creativity.

Subjects in art history, theory and conceptual thinking are combined with hands-on studio-based learning.

The program is designed so that the majority of your time at RMIT is spent in studios, creating and exhibiting work alongside fellow students from other year levels. This means more face-to-face time with teachers, less time spent on assessments and more time to work on your art.

Studio specialisations

- painting
- drawing
- media art
- ceramics
- gold and silversmithing
- printmaking (including screen printing and digital imaging)
- sculpture
- sound art

With 50 studio options to choose from, you'll discover and develop the conceptual and specialised technical skills needed to evaluate and determine different approaches to your own personal style and artistic practice.

Workshops will advance your skills in using a variety of media and processes to enhance, complement and augment your specialised area of fine art practice. In your final year the Art Enterprise Workshop further equips you with the business, self-promotion and entrepreneurial skills that will support your future career as a fine art practitioner.

Career outlook

Many graduates enter careers as

- professional artists
- sound engineers
- teachers
- arts managers, gallery directors or curators
- art technicians
- film makers.

Pathways

Graduates of the Advanced Diploma of Sound Production (as part of the Certificate IV in Sound Production) and the Advanced Diploma of Visual Arts (as part of the Diploma of Visual Arts) may be eligible to apply for exemptions.

Program structure

Year 1	Fine Art Studio 1 – Introductory Studio	History + Theory + Cultures 1	Workshop 1
	Fine Art Studio 2	History + Theory + Cultures 2	Workshop 2
Year 2	Fine Art Studio 3	History + Theory + Cultures 3	Workshop 3
	Fine Art Studio 4	History + Theory + Cultures 3 OR University Elective	Workshop 4
Year 3	Fine Art Studio 5	History + Theory + Cultures 4 OR University Elective	Workshop 5
	Fine Art Studio 6 – Capstone Studio	History + Theory + Cultures 4	Art Enterprise Workshop

Legend: Studio Art Theory Workshop Elective Enterprise Workshop



Hillary Grace

Bachelor of Arts (Fine Art)



I fell in love with the studio, the space and the teachers at RMIT. I felt like I belonged from the first instant. I've definitely improved my conceptual thinking, self-confidence, articulation, curatorial skills, self-expression and ability to multitask.



Read Hillary's full story at rmit.edu.au/programs/bp201



Student showcase

View the amazing work of 2016 RMIT graduates online at rmitartexhibition.spawnit.com

Entry requirements

Prerequisites

Year 12: Units 3 and 4; a study score of at least 30 in English (EAL) or at least 25 in English other than EAL.

Non-Year 12: None.

Selection task

Pre-selection kit: Thursday 28 September, 2017.

VTAC applicants: rmit.service-now.com/rmit-apply/vtac
RMIT current and recent students: When you submit your direct application will receive an email prompt to complete the pre-selection kit.

Folio presentation (some applicants): Late November or early December 2017. If you are required to attend the folio presentation you will be contacted by email in early November.

Advisory letters will be emailed in mid-December.

For more information on what is required in the pre-selection kit, visit: www.rmit.edu.au/study-with-us/levels-of-study/undergraduate-study/bachelor-degrees/bp201/entry-requirements



To find more detailed information about the courses listed in the program structure, visit rmit.edu.au/programs/bp201

Photography

Photographers see things others don't. The best photographers are curious. They find the light, or they make it. They know their gear and work quickly, but effectively.

Society is progressively reliant on visual material. Photographers actively engage in producing and exchanging images that reflect the vibrant cultural dynamic of a contemporary society.



Photograph by
Diploma of Photo
Imaging 2016
graduate Zoe
Kimpton (*Capture*
magazine –
Australia's Top
Emerging Student
Photographer of
the Year, 2017)

Certificate IV in Photography and Photo Imaging Diploma of Photography and Photo Imaging

📄 Cert IV: C4373, Dip: C5351 📍 City 📅 Cert IV: 1 year, Dip: 1 year **VTAC** 3200372074

NCC Cert IV: CUA41115, Dip: CUA50915

rmit.edu.au/programs/c4373

Certificate IV – your journey begins

This intensive year of study is designed around hands-on, practical skills that build the foundations of a professional photographic practice. These will include image capture (studio and location), digital design and image manipulation, video, high-end print output and both business and photo theory.

Diploma – the next stage

You will continue your studies in the diploma, where you'll build on your technical studies in studio and on location, while producing collaborative, long form projects that include a self-published book and a professional folio of work. Combined with further business development, you will graduate with a readiness to join the professional industry in your chosen field.

What you will study

You will develop skills in the areas of photography including advertising, architecture, industrial, portrait, documentary, video, design, business practices, compositing, digital retouching, photojournalism, illustrative, fashion and wedding photography.

Learn from professional photographers

You will learn directly from teaching staff who are professional photographers and work in a variety of roles within the industry from commercial and artistic photography.

Accreditation

This program is accredited by the Australian Institute of Professional Photography (AIPP).

Career outcome

Graduates may find work as a photographer, photographic assistant, digital operator or retoucher in areas including advertising, commercial, industrial, photojournalism, wedding and portrait photography.

Industry connections

This program connects you with the major industry players. You'll establish networks and work directly within the local and international creative community.

RMIT Photography and Photo Imaging students work directly with:

- Sun Studios
- Dimension Studios
- Studio 120
- Limelight Studios (Shanghai China)
- CPL Digital
- Borge's Imaging
- Michaels Camera.

Study tour

Diploma students have the opportunity to participate in a two-week study tour to Shanghai, China where students will observe and work collaboratively with Chinese undergraduate design students alongside one of the largest commercial studios in the Asia-Pacific region.

Pathways

Graduates who complete the RMIT Diploma of Photography and Photo Imaging may apply for exemptions in the Bachelor of Arts (Photography).

Student work

View the amazing work of 2016
RMIT graduates online at: bit.ly/2ugPNqp



Graduate Successes

Janelle Low – Winner, National
Photography Portrait Prize 2013

Sarah Talaj – Finalist, Olive Cotton
Award for Photographic Portraiture 2017

Jacob McFadden – Freelance
Assistant, London. Clients include Annie
Leibovitz, Peter Lindbergh, Karim Sadli.

Emma Murray – Photojournalist at News
Corp (NT, Australia)

Trent Perrett – Freelance Photographer,
Hamburg, Germany. Clients include
Meridian Energy, All Press Coffee.

Entry requirements

Selection task

Pre-selection kit: Submit by Friday 8 December, 2017.
Non-year 12 applicants who wish to be considered for
Early Round must submit by Thursday 28 September,
2017.

Folio presentation (some applicants): Late November or
December 2017. If you are required to attend, you will be
notified via email in October.

The pre-selection kit requires:

- an applicant statement outlining why you want to study
photo imaging (maximum 250 words)
- a statement outlining your exposure, if any, to the
photography industry, for example work experience,
school projects, training, personal work, etc. (maximum
250 words)
- a folio of eight to 15 images of your best work,
demonstrating a range of style and content. Images
can be black and white, colour or a mix of both. Your
images must be hosted on a website. You will be
required to supply the URL.

At the folio presentation you will be asked to discuss your
folio and articulate your ideas.

Advisory emails will be sent in December.

Some applicants will be selected solely on their pre-
selection kit and will not be required to attend a folio
presentation. These applicants will receive an advisory
email in November.

Bachelor of Arts (Photography)

BP117 City 3 years VTAC 3200332681 Selection Task (see below)
rmit.edu.au/programs/bp117

This degree integrates theoretical, conceptual and industry-based models of photographic practice as they apply to the media and communications industries.

Build industry networks throughout your studies

Intensive studio subjects are taught by guest lecturers and professional photographers. You'll work both individually and in groups, and you will also have the opportunity to collaborate with others from industries such as fashion, journalism, design, architecture, and music.

In previous years students have worked with BMW, SanPellegrino, Virgin Australia, Melbourne Fashion Festival and Habitat for Humanity.

What you will learn

You will explore artists, movements, philosophies, emerging technologies and their relevance to your own image making.

A wide range of electives are available for you to select from, based on your particular career path and personal interests. In your final year, the major capstone project will engage you in the production of a body of original work that demonstrates your personal and professional photographic direction.

International opportunities

You may study overseas for a semester in cities like New York, Chicago, Paris, Amsterdam or London. Study tours are also available to Europe and Asia.

Program structure

Year 1	Photography Foundation Studio	Contemporary Materials and Processes	Imaging Technologies 1
	Photography Professional Studio 1	Illusion and Reality	Imaging Technologies 2
Year 2	Photography Professional Studio 2	Photographic Lighting	Program Elective
	Photography Professional Studio 3	University Elective	Program Elective
Year 3	Photography Professional Studio 4	Cultures of Photography	Program Elective
	Photography Major Project	University Elective	Program Elective

To find more detailed information about the courses listed in the program structure, visit rmit.edu.au/programs/bp117

World-class equipment and facilities

RMIT provides you with access to multi-bay photo studios and cycloramas that replicate professional shooting environments.

You will have access to the latest equipment and you will be able to explore emerging technologies relevant to your own image making.



"Man in Chair" photographed by Bachelor of Arts (Photography) graduate James Morgan.



Awards

Lisa Saad

Winner, 2015 Canon AIPP Australian Professional Commercial Photographer of the Year.

www.lisasaad.com

Jake Reeder

Winner, 2016 Hasselblad Masters Chosen from 10,000 international entries.

www.jakereeder.com

Entry requirements

Prerequisites

Year 12: Units 3 and 4: a study score of at least 30 in English (EAL) or at least 25 in English other than EAL.

Selection task

Pre-selection kit: Submit by Friday 6 October, 2017.

Interview (some applicants): Late November or December 2017. If you are required to attend, you will be notified via email in October or November 2017. Some applicants will be selected based on their pre-selection kit. These applicants are not required to attend an interview.

The pre-selection kit requires:

- an applicant statement outlining why you want to study this program (maximum 150 words)
- details of any relevant experience you have in photography
- a folio of up to eight images of your own work compiled into a single PDF. You may upload your folio of images or supply a URL to your PDF if hosted online
- a short statement explaining what influenced you to make the images and what ideas were you trying to convey (maximum 150 words).

Advisory emails will be sent in December.

Legend: Studio Specialised Elective

Fine Art and Photography at RMIT

Experience the vibrant life of an art school by wandering through RMIT's studios and watching students at work.

Photo Imaging

Building 94, Level 4, Room 4

Watch RMIT students at work in our studios as they create commercial-quality photography.

Sculpture Studio

Building 37

From concept to reality, see where sculptures great and small take shape.

Printmaking Studio

Building 49

Printmaking involves old and new technologies. See how centuries-old printing presses and digital software are used to create contemporary art works.

RMIT Gallery Exhibition

Fast Fashion:
The Dark Side of Fashion

Photo Imaging and Photography Presentations

Building 16 (Storey Hall)
Basement Lecture Theatre

Fine Art
10.15am, 1pm

Photography and Photo Imaging
11.30am, 2.15pm

Visual Arts Studios

Building 94, Level 6

Explore a showcase of student work from the certificate, diploma and advanced diploma programs.

Presentations: 11.15am, 2pm
Live drawing: 10.30am, 1.30pm

Project Space / Spare Room Gallery

Project Space

Lilo Nein [AUT] – RMIT School of Art works with AIR KREMS in Austria on a shared project which offers residency opportunities abroad. PROJECT SPACE showcases the work of Austrian artist Lilo Nein, whose practice explores the space between text, song and performance.

Spare Room

Miok Chung [KOR] – This year, RMIT School of Art's residency program – SITUATE – has hosted Professor Miok Chung, a visiting academic and artist from Korea. Miok will be exhibiting the paintings she produced in Australia, which show her interest in line, colour, iteration and rhythm.

Photography Studio

Building 9, Level 1, Room 53

Founded in 1887, RMIT has the most established photography program in the world. Check out a live studio shoot!

Drawing, Media Arts and Painting Studios

Building 4, Levels 3, 4 and 5

Wander through the maze of creativity that is the old RMIT art building.

Ceramics Studio

Gold & Silversmithing Studio

Building 2, Level 1

Some like it hot! Fire up a kiln in our new ceramic studios, or watch beautiful jewellery created before your eyes.

For more information contact:

Info Corner
330 Swanston Street
(cnr La Trobe Street)
Melbourne VIC 3000
Tel. +61 3 9925 2260

www.rmit.edu.au/infocorner

Connect with RMIT on social media for all the latest news and updates

 @RMITArt
@RMITPhotography

 @rmit_art
@RMITphotography

Acknowledgment of Country

RMIT University acknowledges the Wurundjeri people of the Kulin Nations as the traditional owners of the land on which the University stands. RMIT University respectfully recognises Elders both past and present. We also acknowledge the traditional custodians of lands across Australia where we conduct business, their Elders, Ancestors, cultures and heritage.





This guide is designed for Australian and New Zealand citizens and permanent residents of Australia.

Further information for international/non-residents of Australia:
RMIT International
Email: isu@rmit.edu.au
Tel. +61 3 8676 7047 (within Australia: 1800 998 414)
rmit.edu.au/international

Cover image: "Contradiction, Co-existence: Stillness and Movement", installation work by Shengyang Zhu, 2016. Photography by Keelan O'Hehir.

Every effort has been made to ensure the information contained in this publication is accurate and current at the date of printing. For the most up-to-date information, please refer to the RMIT University website before lodging your application. RMIT University CRICOS Provider Code: 00122A. RMIT University Registered Training Organisation code: 3046. Prepared July 2017. 14569 0717

Key:

-  RMIT Code
-  Campus
-  Duration
-  Selection Code
- VTAC** Victorian Tertiary Admissions Centre Code
- NCC** National Curriculum Code