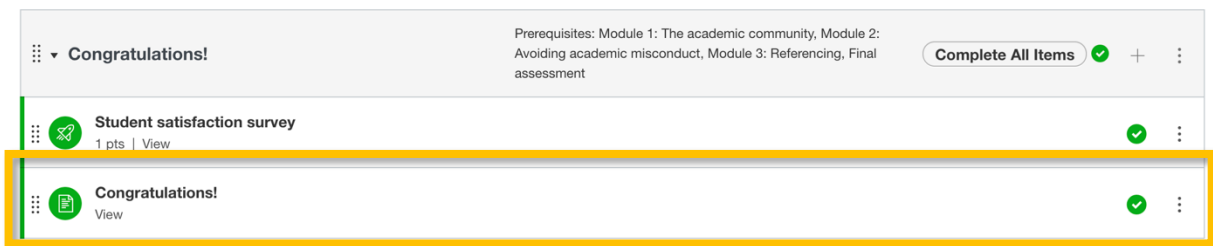
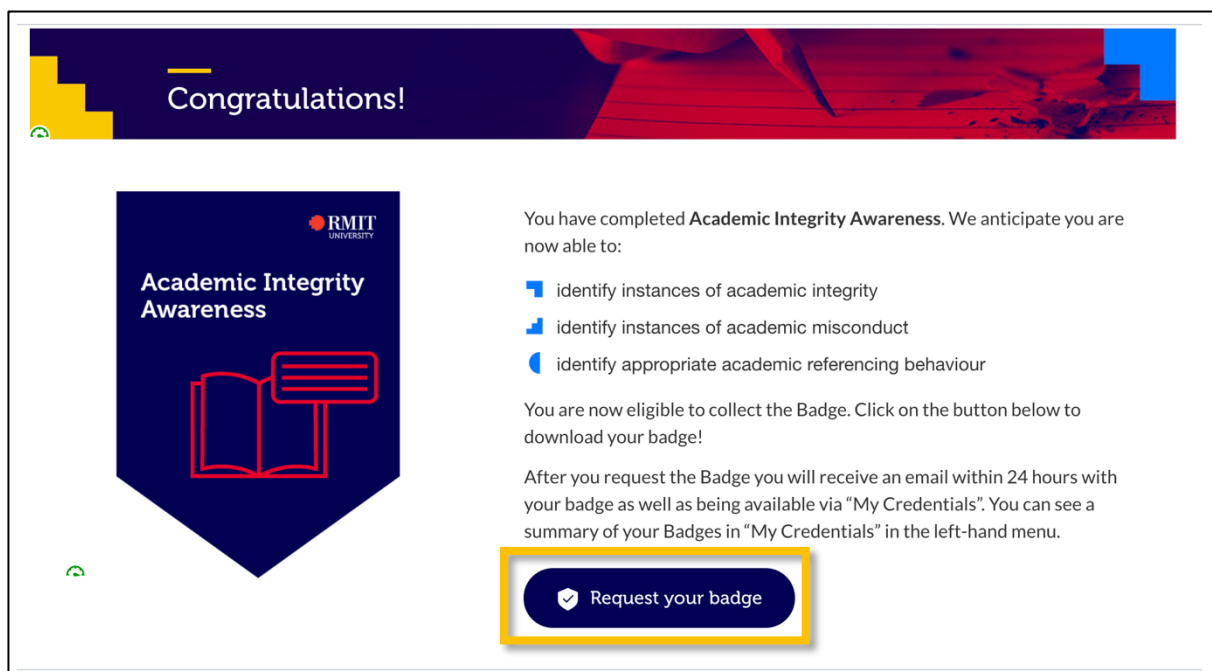


Claiming your badge


When you have completed all the required assessment for your credential, you will see the 'Congratulations' page in Canvas.



On the 'Congratulations' page, click the 'Request your badge' button. This will only appear inside an RMIT Credential. This will not be available from your regular courses.






This will lead you to the badge issuer sign in page. You will be prompted to sign in using your existing account with your RMIT email, **or** to create a new account using your RMIT email.

**MyApps Portal - SIT**

Welcome to your new RMIT login page!
Simply add your details and you will be logged in as normal. If you have trouble logging in try resetting your password. If you still can't log in, please call the Service & Support Centre on +613 9925 8888

Sign in to use available applications

Sign In

By signing in, you accept the rules of use of RMIT Systems.
Or Sign In With   
(Social Media logins are unavailable to staff)
How to link your RMIT account to Facebook, Google or LinkedIn.
[Forgot your password?](#)

Create your Acclaim account

First Name
Test

Last Name
Student

Email
test.student@rmit.edu.au

Country *
Select Country

Password *

☐ Send me occasional news and updates on professional growth opportunities.
☐ I agree to the [Terms of Service](#) and [Privacy Policy](#)


Create Account

[I have an account](#)

Logging on should lead you to your Dashboard. Your available badges will show on the screen. Unclaimed badges will appear slightly transparent. Click the badge from the dashboard to claim it.


Dashboard **Settings**

1 badge Sort by: Date Earned ▾

**Agile**
RMIT University


+

This will take you the badge page, where you can select the 'Accept Badge' button to claim your badge.



This badge was issued to on 8 September 2020.
Accepting a badge adds it to your profile. You can edit your privacy settings after accepting.

[Accept Badge](#)



Agile Ways of Working

[Additional Details](#)

Agile

Issued by [RMIT University](#)

Developed in partnership with Isobar, this credential gives you a comprehensive introduction to the concepts of the Agile methodology, equipping you with the knowledge you need to promote innovation and work effectively in the contemporary team environment.

Skills

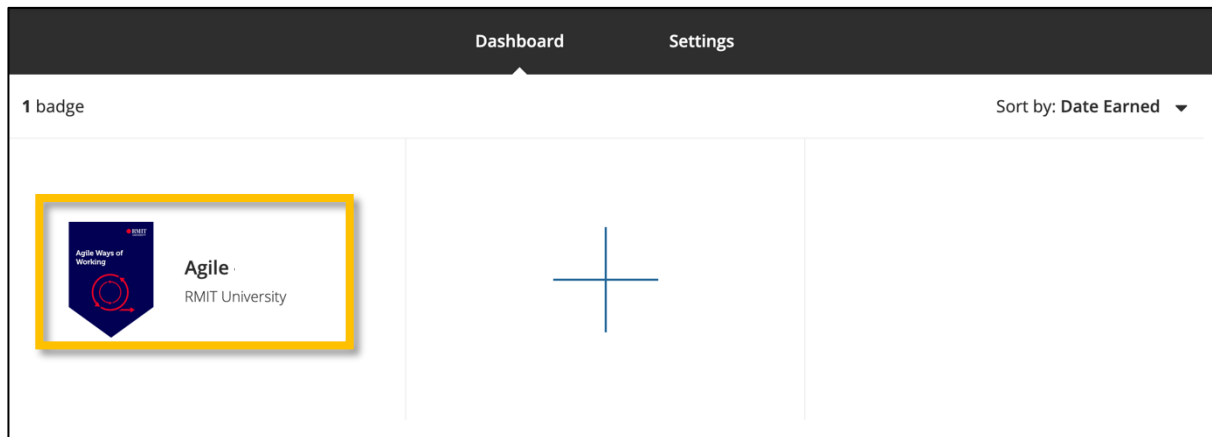
Agile

Earning Criteria

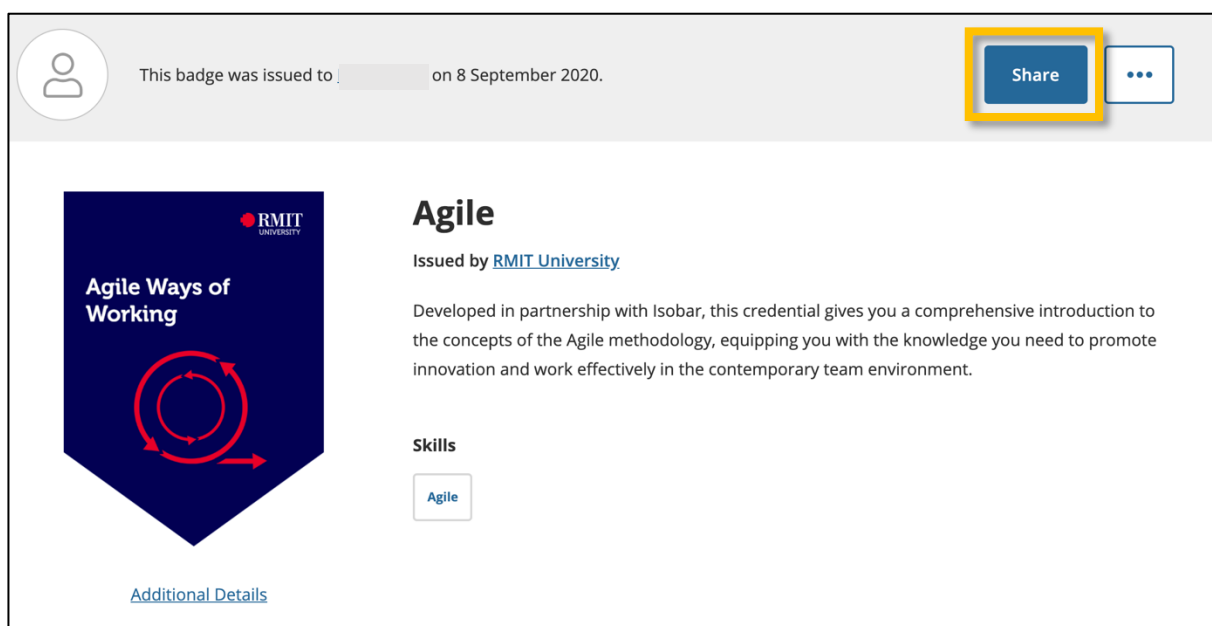
☒ completion

Copying the URL for submission

From your dashboard on the badge issuer website, click on the claimed badge you require the link for.




This will take you the badge page. Select the 'Share' button.



This will open the Badge Sharing page. Select 'Share a Link' from the options.

Share your badge.

Broadcast your achievement to friends and colleagues to get the recognition you deserve.



Agile

Issued by [RMIT University](#)

[in](#)[twitter](#)[facebook](#)[x](#)[email](#)[link](#)[code](#)[download](#)


LinkedIn

Connect to your LinkedIn account and you'll be able to share your earned badges to your LinkedIn profile.

Select the 'Copy' button. Your unique link will be copied to your clipboard. You are now ready to submit your URL from your Credential to show that you have earned your digital badge.

Share your badge.

Broadcast your achievement to friends and colleagues to get the recognition you deserve.



Agile

Issued by [RMIT University](#)

[in](#)[twitter](#)[facebook](#)[x](#)[email](#)[link](#)[code](#)[download](#)

Share a Link

Badge URL

https://sandbox.youracclaim.com/badges/9c393d17-83b2-4179-bab8-505f63359227/public_url

[Copy](#)