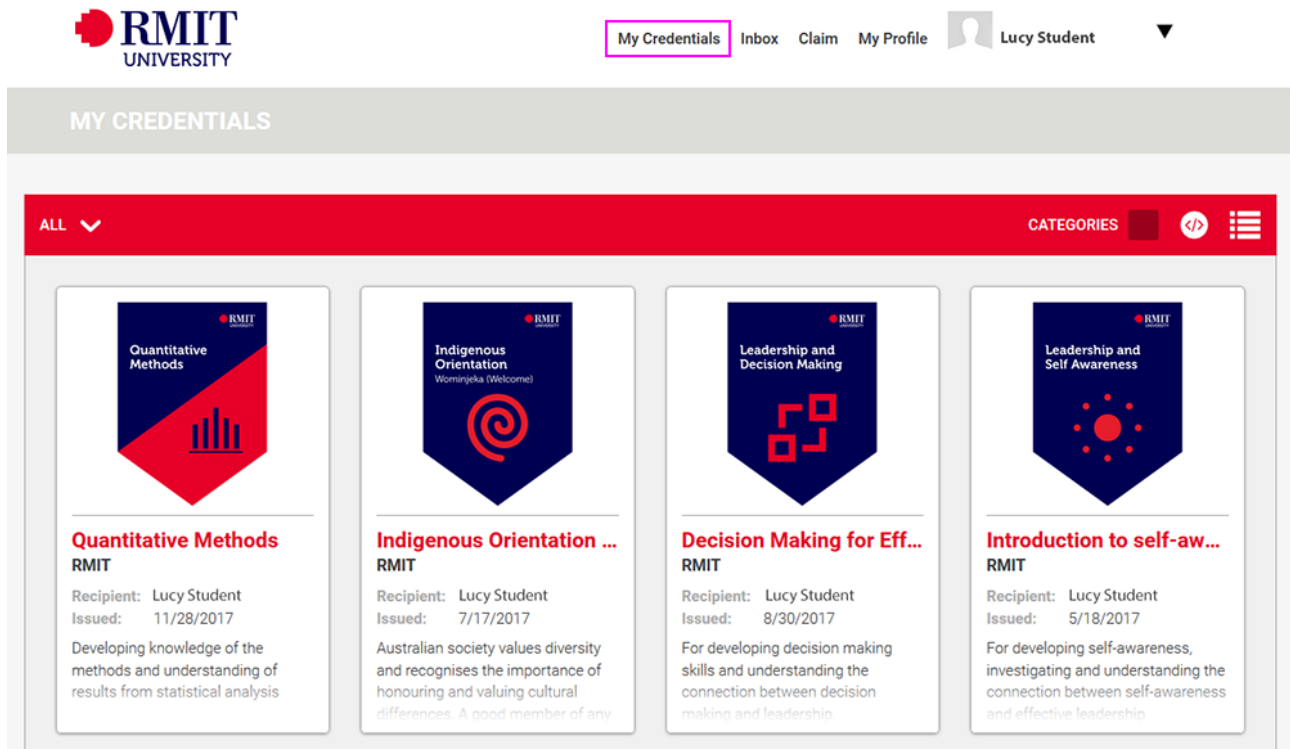


How to share your RMIT Creds digital badge

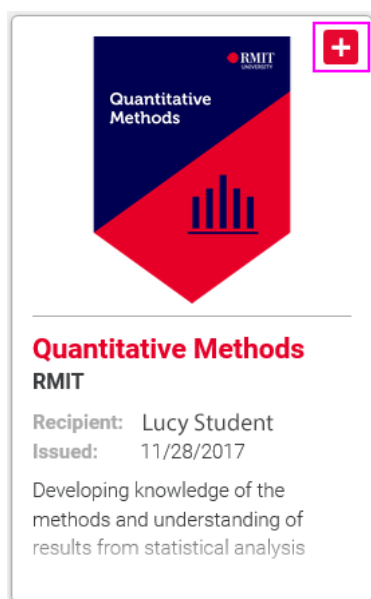
Go to <https://rmit.credly.com/my-credit>

Login with your existing RMIT **Student ID** and **Password**. You'll land on the page showing your completed Creds.

You can also view them by selecting **My Credentials**.



Hover over the badge you want to share and select the **Red Plus** icon to display the badge details.



Select **Share**.

Quantitative Methods

RMIT

Recipient: Lucy Student
Issued: 11/28/2017

Developing knowledge of the methods and understanding of results from statistical analysis

Criteria:
The earner of this badge participated in a deliberate program of online instruction. This includes: Employing graphical methods for presenting the types of data used in business. Implementing descriptive statistics in

Categorize

Share

See More

Click the **LinkedIn** icon and select **Add to profile**. You'll see details like certification name, certification authority and dates.

Share Credential

[Copy](#) [Download](#)

Add to Profile

Share to your network

A LinkedIn **pop-up window** should **open automatically**.

If it doesn't, click **Add to Profile**.

Add Your Credit to LinkedIn

Use the **copy** buttons below to quickly fill in the information in the "Add Certification" area of your LinkedIn profile.

Add to Profile [Click here if LinkedIn window does not appear automatically.](#)

Certification Name
Quantitative Methods **Copy**

Certification Authority
RMIT **Copy**

License number
RMIT-14335158 **Copy**

Add certification

Certification name
Ex. OSA
Certification authority
License number
Time period

Login and authenticate with your **LinkedIn login details**. You'll be taken to the LinkedIn Add licenses & certifications screen.

Add licenses & certifications ✕

Name *

Issuing Organization *

This credential does not expire

Issue Date **Expiration Date**

<input type="text" value="Month"/>	<input type="text" value="Month"/>
<input type="text" value="Year"/>	<input type="text" value="Year"/>


Credential ID

We no longer share changes to licenses & certifications with your network. [Learn what's shared](#)

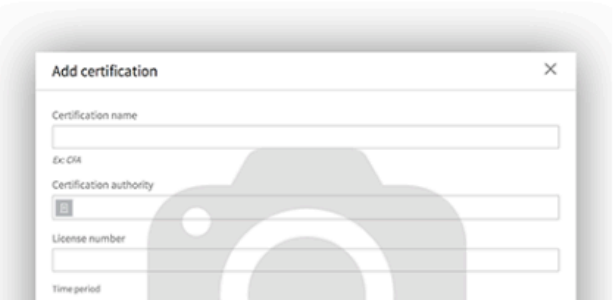
Select **Copy** to capture each of the Cred details from Credly, and paste them into the corresponding **text fields** in LinkedIn.

Add Your Credit to LinkedIn

Use the **copy** buttons below to quickly fill in the information in the "Add Certification" area of your LinkedIn profile.

 [Add to Profile](#) [Click here if LinkedIn window does not appear automatically.](#)

Certification Name Quantitative Methods	Copy
Certification Authority RMIT	Copy
License number RMIT-14335158	Copy



Add licenses & certifications ✕

Name *

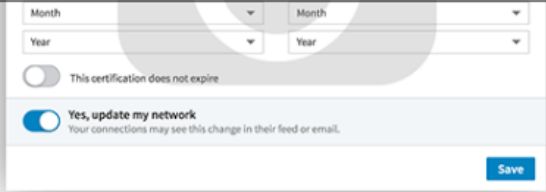
Issuing Organization *

Click **Save** or **Save and add another** if you want to add more badges to LinkedIn.

Issue Date	Expiration Date
Month <input type="text"/>	Month <input type="text"/>
Year <input type="text"/>	Year <input type="text"/>
Credential ID	
We no longer share changes to licenses & certifications with your network. Learn what's shared	
<div style="text-align: right;"><input type="button" value="Save and add another"/> <input type="button" value="Save"/></div>	

When you're done copying info from Credly, select **Finish**.

The LinkedIn window will automatically close.

Certification URL https://t.cred.ly/3413tkCXXv4b_PFTR... <input type="button" value="Copy"/>	
Dates Nov 28, 2017 - Present (Check the box to indicate that this badge does not expire)	<input type="button" value="Finish"/>

Go to your **LinkedIn profile**, you're digital badge will be listed under **Licences & Certifications**, just below Education.

Licenses & Certifications +


Quantitative Methods

RMIT University

Issued Nov 2017 · No Expiration Date

Credential ID RMIT-14335158

[See credential](#)



Congrats, you're now showing off your digital badge!




More sharing options

There's also options to **Embed** your badge using HTML for your blog or portfolio webpage, **Share a link** via email, or share via **Facebook** and **Twitter**.

Click the **Download** tab to save your badge to your local device or download a PDF certificate.

✕

Share Credential

[Copy](#) [Download](#)

[Add to Profile](#)
[Share to your network](#)

Embed

Copy & paste this code to display your credential on your web page, blog or anywhere else that accepts HTML.

```
<iframe frameborder="0" scrolling="no" src="https://rmit.credly.com /embed.html#/?member_badge_id=14335158" width="180" height="230"></iframe>
```

[Copy](#)

Share a link

Use this link to direct someone to the details of your credit. Copy and paste it into an email message, put in your website, or include it any document where you want to refer people to the official data and evidence of your credential.

[Create link](#)